



DVI-D and USB 2.0 KVM Extender

Quick Start Guide

Extend video and USB up to 330 feet (100 m) over CAT5e or better cable.



What's Included

Your package should contain the following items. If anything is missing or damaged, contact Black Box Technical Support at 877-877-2269 or info@blackbox.com.

- (1) local extender unit
- (1) remote extender unit
- (2) 5-VDC power adapters
- (1) 6-foot (1.8-m) USB cable
- (1) 5-foot (1.5-m) DVI cable
- This printed quick start guide

NOTE: You can also access the complete user guide at www.blackbox.com.

Additional Items You Will Need

To complete the installation, you will also need the following items that are not included with the product:

- A computer with a DVI-D/DVI-I output
- USB 1.1 or 2.0 compatible computer (host computer) with a USB compliant operating system

- USB 1.1 or 2.0 compatible device(s)
- CAT5e UTP cable with two RJ-45 connectors (if using surface cabling) OR CAT5e cabling with two information outlets and two CAT5e patch cords with RJ-45 connectors (if using premise cabling)

Compatibility and Recommended Setup

This extender is compatible with many graphics cards, operating systems, and monitors supporting up to a 1920 x 1200 resolution.

The extender complies with USB 1.1 and USB 2.0 specifications. It supports USB 1.1 and low-bandwidth USB 2.0 devices @40 Mbps, including keyboards, mice, flash drives, microphones, speakers, printers, and scanners. Contact Black Box Technical Support at 877-877-2269 or info@blackbox.com to determine if your USB 2.0 device(s) can be supported.

Compatible Host Operating Systems:

- Windows®
- OS X®
- Linux®

For installation instructions, turn this page over...

Contact Information

Order toll-free in the U.S. or for FREE 24/7 technical support: Call 877-877-BBOX (outside U.S. call 724-746-5500)
www.blackbox.com • info@blackbox.com

Compatible Cables

CAUTION: Make sure that DVI cables used with the extenders have connection between each connector's shield. If not, the extenders might be damaged.

NOTE: Minimum cable required is CAT5e solid-core. We recommend using CAT6 STP cable for best performance. Cables must be terminated with CAT6 connectors to qualify as CAT6.

Cable Type	Maximum Distance	Notes
Solid-core CAT5e UTP	330 feet (100 m)	High susceptibility to electrical interference
Solid-core CAT5e STP		Moderate susceptibility to electrical interference
Solid-core CAT6 UTP		High susceptibility to electrical interference
Solid-core CAT6 STP		Recommended
Solid-core CAT7 STP		Recommended

Installation Steps

Step 1. Connect the local extender unit to a computer using DVI cable (included) and USB cable (included).

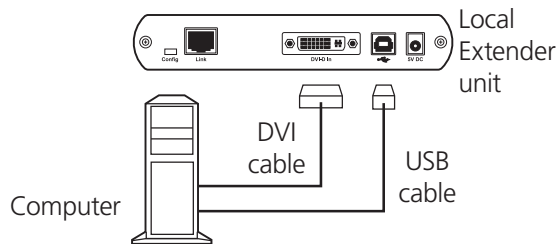


Figure QS-1. Step 1.

Step 2. Connect the remote extender unit to a monitor with a DVI cable (not included). Connect your keyboard and mouse to the remote unit.

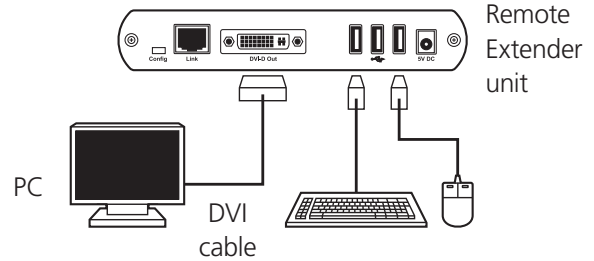


Figure QS-2. Step 2.

Step 3. Place the units where desired and directly connect the local extender to the remote extender via solid-core CAT5e cabling (not included).

NOTE: We recommend using solid-core CAT6 STP for best performance.

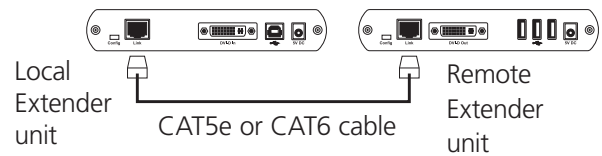


Figure QS-3. Step 3.

Step 4. Power on the local extender unit with the included 5-VDC adapter.

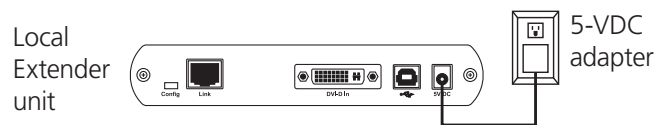


Figure QS-4. Step 4.

Step 5. Power on the remote extender unit with the included 5-VDC adapter.

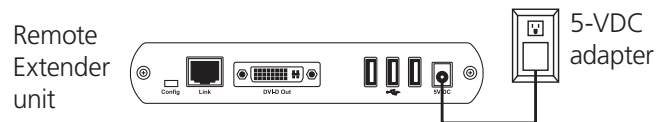


Figure QS-5. Step 5.

CE Statement

Black Box Corporation declares under its sole responsibility that the ACU1500A-R3, to which this declaration relates, is in conformity with European Standard EN 55022, EN 61000 and EN 55024.

Product Operation and Storage

Please read and follow all instructions provided with this product, and operate for intended use only.

Do not attempt to open the product casing as this may cause damage and will void warranty. Use only the power supply provided with this product. When not in use, product should be stored in a dry location between -20°C and 70°C.

© Copyright 2016. Black Box Corporation. All rights reserved. Printed in U.S.A. Black Box® and the Double Diamond logo are registered trademarks of BB Technologies, Inc. Windows and Windows Vista are registered trademarks of Microsoft Corporation. Mac is a registered trademark of Apple Computer, Inc. Linux is a registered trademark of Linus Torvalds. Any other trademarks mentioned in this manual are acknowledged to be the property of their respective owners.

ACU1500A -R3 quick start guide, version 3

WEEE Statement

The European Union has established regulations for the collection and recycling of all waste electrical and electronic equipment (WEEE). Implementation of WEEE regulations may vary slightly by individual EU member states. Please check with your local and state government guidelines for safe disposal and recycling or contact your national WEEE recycling agency for more information.

FREE, live, 24/7 Tech Support is just 60 seconds away.
877-877-2269 | blackbox.com