


# RAM® Square Post Clamp Base Assembly Guide

## PARTS INDEX:


- A. RAM® Ball Plate (QTY. 1)  
(Sizes may vary)
- B. RAM® Backing Plate (QTY. 1)  
(Sizes may vary)
- C. 5/16"-18 x 3" Flathead Machine Screw (QTY. 2)
- D. 5/16"-18 Nylock Nut (QTY. 2)




**Recommended:** To prevent marring or scratching, apply layer of padding to square post before installation.

1. Assemble one side of (A) Ball Plate and (B) Backing Plate using one (C) Machine Screw and one (D) Nut.  
**Tighten by hand only.**

2. Position over square post. Assembly second (C) Machine Screw and (D) Nut **by hand.**



3. Rotate RAM® Clamp Base assembly to reduce any gap between the (C) Screws and the square post. Tighten Screws using 3/16" Allen Hex Key.



**Caution:** Do not apply more than 10 foot-pounds of torque when tightening.



RMR-INS-247


RAM Mounting Systems  
8410 Dallas Ave S  
Seattle, WA 98108  
Phone: (206) 763-8361  
Fax: (206) 763-9615  
www.rammount.com  
support@rammount.com

This document, including images, may not be reproduced partly or fully without the expressed written consent of National Products, Inc.

# RAM® Square Post Clamp Base Assembly Guide

## PARTS INDEX:


- A. RAM® Ball Plate (QTY. 1)  
(Sizes may vary)
- B. RAM® Backing Plate (QTY. 1)  
(Sizes may vary)
- C. 5/16"-18 x 3" Flathead Machine Screw (QTY. 2)
- D. 5/16"-18 Nylock Nut (QTY. 2)




**Recommended:** To prevent marring or scratching, apply layer of padding to square post before installation.

1. Assemble one side of (A) Ball Plate and (B) Backing Plate using one (C) Machine Screw and one (D) Nut.  
**Tighten by hand only.**

2. Position over square post. Assembly second (C) Machine Screw and (D) Nut **by hand.**



3. Rotate RAM® Clamp Base assembly to reduce any gap between the (C) Screws and the square post. Tighten Screws using 3/16" Allen Hex Key.



**Caution:** Do not apply more than 10 foot-pounds of torque when tightening.



RMR-INS-247

RAM Mounting Systems  
8410 Dallas Ave S  
Seattle, WA 98108  
Phone: (206) 763-8361  
Fax: (206) 763-9615  
www.rammount.com  
support@rammount.com

This document, including images, may not be reproduced partly or fully without the expressed written consent of National Products, Inc.